


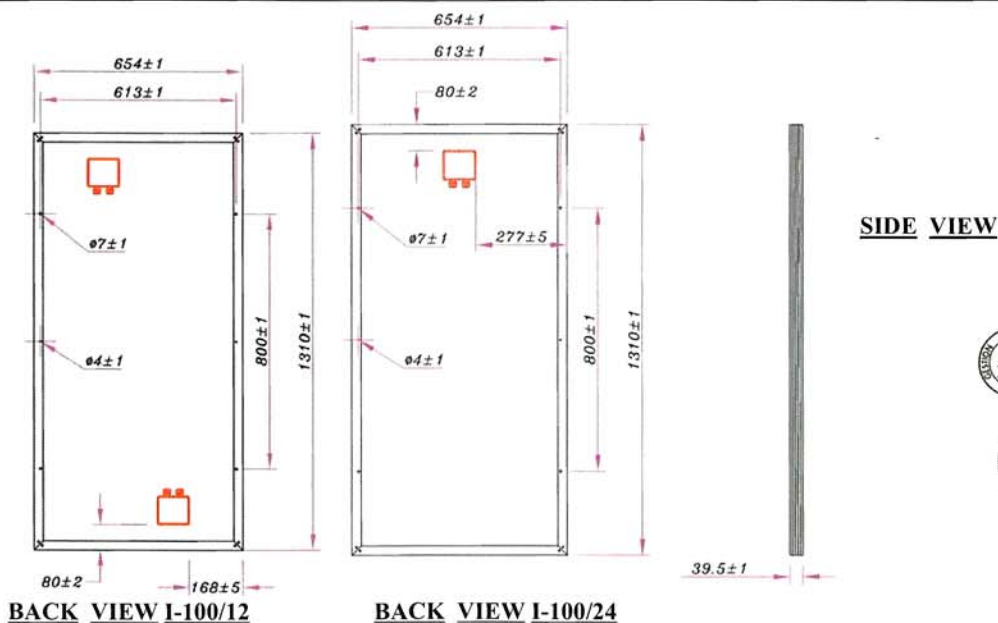


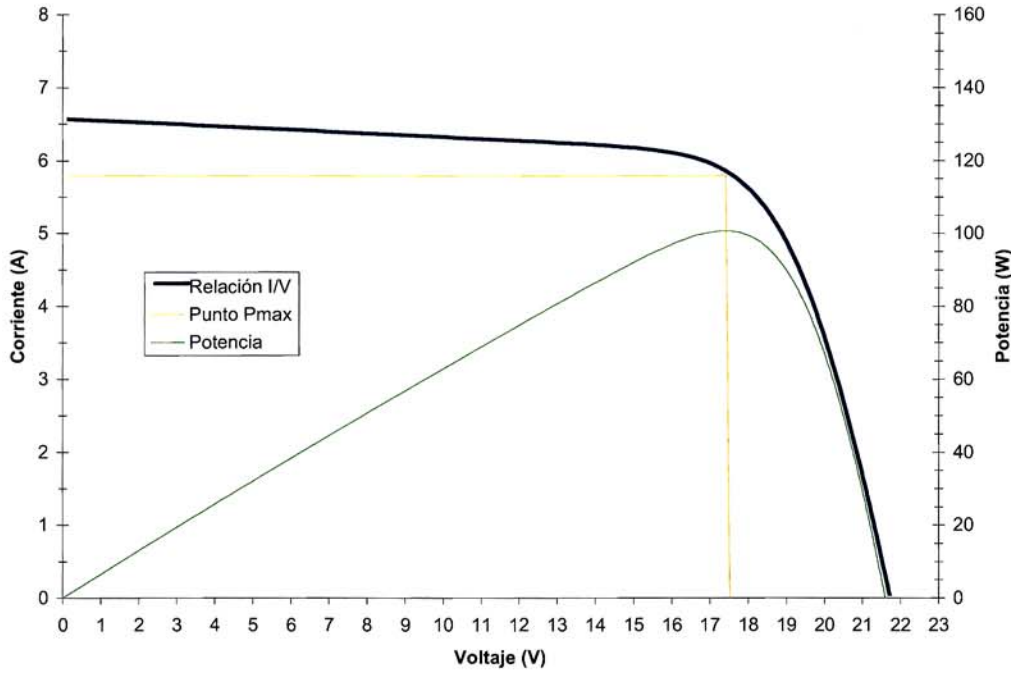
I-100 Pv Module



CHARACTERISTICS	I-100/12	I-100/24
PHYSICAL		
Dimensions	1310 x 654 x 39,5 mm	
Weight	11,5 kg	
Number of cells in series	36	72
Number of cells in parallel	2	1
NOCT (800 W/m ² , 20 °C, AM 1.5, 1m/s)	47 °C	
ELECTRICAL (1000 W/m², 25 °C cell, AM 1.5)		
Nominal Voltage (V _n)	12 V	24 V
Maximum Power (P _{max})	100 W _p ± 10 %	
Short-circuit current (I _{sc})	6,54 A	3,27 A
Open circuit voltage (V _{oc})	21,6 V	43,2V
Maximum power current (I _{max})	5,74 A	2,87 A
Maximum power voltage (V _{max})	17,4 V	34,8 V
CONSTRUCTIVE		
Cells	Single-crystal Si, textured and antireflectivity layered	
Contacts	Redundant contacts on each cell for circuit reliability	
Laminate	EVA (ethylene vinyl acetate)	
Front face	Tempered glass with improved light transmission	
Back face	Tough multi-layered backsheet Tedlar	
Frame	Anodised aluminium	
Connection boxes	2xIP 65 with built- in bypass diodes	IP 65 with built- in bypass diodes
Grounding connection	Yes	
Certifications	IEC 61215 and Class II by TÜV certificate	
Cable Section	4-10 mm ²	
Connection box	Pression screw with possibility of soldering/optional multi-contact	

8^o Ed. 01/2004

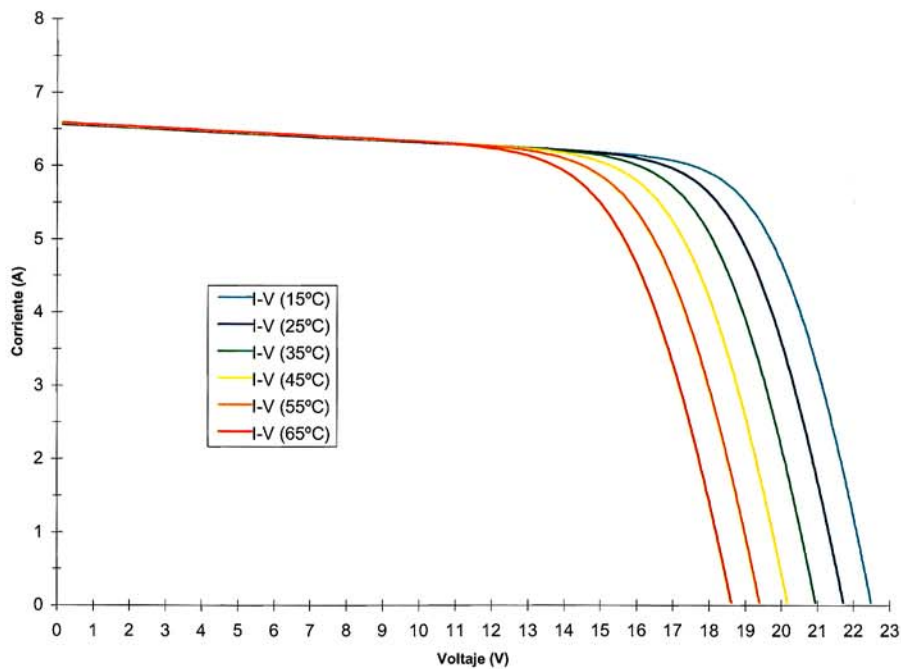


I-100

Características eléctricas *

*I*_{sc} = 6,54 A
*V*_{oc} = 21,6 V
*I*_{mp} = 5,74 A
*V*_{mp} = 17,4 V
*P*_{max} = 100 W ± 10 %
 (*) a 1000 W/m², 25°C y AM 1,5 G

*T*_{noc} = 47 °C
 (800 W/m², 20.°C ambiente, AM 1,5 G y veloc. del aire de 1m/s)

1ª Ed. 01/2004

I-100


1ª Ed. 01/2004